

EDMONTON MOTORCYCLE ROADRACING ASSOCIATION



2024 RULE BOOK

RULE BOOK DISCLAIMER

The rules and/or regulations set forth herein are designed to provide for the orderly conduct of racing events and to establish minimum acceptable requirements for such events. These rules shall govern the condition of all events, and by participating in these events, all participants are deemed to have complied with these rules. **NO EXPRESSED OR IMPLIED WARRANTY OF SAFETY SHALL RESULT FROM PUBLICATION OF OR COMPLIANCE WITH THESE RULES AND/OR REGULATIONS.** They are intended as a guide for the conduct of the sport and are in no way a guarantee against injury or death to a participant, spectator or official. The Edmonton Motorcycle Roadracing Association ("EMRA") Executive shall be empowered to permit minor deviations from any of the specifications herein or impose any further restrictions that, in their opinion, do not alter the minimum acceptable requirements. **NO EXPRESSED OR IMPLIED WARRANTY OF SAFETY SHALL RESULT FROM SUCH ALTERATION OF SPECIFICATION.** Any interpretation or deviation of these rules is left to the discretion of the Executive. Their decision is final.

FOREWORD

Welcome to EMRA Championship Roadracing. EMRA policies, rules and class structures are formulated with fair and equal competition as an overall goal. These rules are available to any individual and compliance with these rules are the responsibility of each racer. Enforcement of these rules is the responsibility of the EMRA Executives. The EMRA is an independent club and makes decisions based on fairness for all and the well-being of the sport of motorcycle road racing.

Motorcycle racing is dangerous. Every competitor assumes, by their participation, the responsibility and obligation to assess the safety aspects of the racing facility and individual conditions, and must assume all risks of competition, including injury or death.

These EMRA rules are written to ensure that all riders can compete impartially and as safely as possible in motorcycle road racing. It is not possible to anticipate every circumstance and cover it in this rule book; therefore, common sense and a regard for fairness are the fundamental principles in interpretation and enforcement of the rules by EMRA Executives. This rule book is not intended for use as a tool to gain an advantage over another competitor; it is written to serve as a guideline for fair and equal competition.

Every club, association, promoter, rider, and all other persons participating in, or in any way connected with any race meet, are bound by the Rules of Competition.

Any supplementary regulations established by the EMRA for the purpose of implementing, interpreting, and enforcing these Competition Rules is deemed to be a part of the rules.

EMRA Executives and/or volunteers will not be held liable or responsible for any incidents, accidents, facilities, written reports, press releases or actions. All EMRA Executives and/or volunteers shall conduct themselves in a safe and professional manner at all times and will not attempt to cause any incidents or accidents.

All EMRA Executive, volunteers, racers, crew, and family will govern themselves in accordance with the Policy and Procedure Manual.

Any suggestions for rule changes should be made in writing and be submitted to any EMRA Executive. The normal process is to vote on a proposed rule change(s) at the Annual General Meeting, but changes required for safety may be made at any time by the Executive.



CONTENTS

1. Rider Requirements and Classification	Page 5
1.1 Rider Requirements	Page 5
1.2 Rider Classification & License Promotions	Page 5
1.3 Number Requirements	Page 6
1.4 Restricted Youth License	Page 6
1.5 Medical Data Carrier	Page 7
1.6 Required Timing Device	Page 7
2. Race Rules and Procedures	Page 8
2.1 Pit Regulations	Page 8
2.2 Sign in	Page 8
2.3 Riders' Meeting	Page 8
2.4 Technical Inspections	Page 8
2.5 On-track Regulations	Page 9
2.6 Procedures for Practice and Qualifying	Page 10
2.7 Procedures for Pre-grid, Gridding and Starts	Page 10
2.8 Procedures for Stops and Restarts	Page 11
2.9 Refueling During a Race	Page 12
2.10 Race Finishes	Page 12
2.11 Official Race Results	Page 12
3. Operational Flags	Page 13
4. Rider Apparel	Page 14
4.1 Helmet	Page 14
4.2 Riding Suit, Back Protector, Gloves and Boots	Page 14
5. Equipment Standards and Specifications	Page 15
5.1 Equipment Standards - General	Page 15
5.2 Sportbike - Technical Specifications	Page 16
5.3 Sportbike Classes	Page 16
5.4 Superbike - Technical Specifications	Page 17
5.5 Superbike Classes	Page 17
6. Endurance Race	Page 20
6.1 General Rules	Page 20
6.2 Technical Rules	Page 20
6.3 Technical Specifications	Page 21
6.4 Formats	Page 21
6.5 Starting Procedure (Le Mans)	Page 21
6.6 Flags	Page 22
6.7 Incidents/Crash Procedures	Page 22
7. Offences, Penalties, Protests and Appeals	Page 23
7.1 Penalties and General Information	Page 23
7.2 Conduct Offences	Page 23
7.3 Race Offences	Page 23
7.4 Protest Procedures	Page 24
7.5 Protest Appeals	Page 24



8. Scoring and Championships Page 25
 8.1 Points Page 25
 8.2 Champions and Championships Page 25

9. Race Official and Duties Page 26

Appendix A - Definitions Page 27
Appendix B – Lockwire (Safety Wire) Page 28



1. RIDER REQUIREMENTS AND CLASSIFICATION

1.1 Rider Requirements

1. All competitors must have a current, valid road racing competition license from the EMRA or from one of the following recognized road racing organizations:
 - a. Westwood Motorcycle Racing Club (WMRC)
 - b. Manitoba Roadracing Association
 - c. Utah Sport Bike Association
 - d. Chuckwalla Valley Motorcycle Association (CVMA)
 - e. Washington Motorcycle Road Racing Association (WMRRA)
 - f. Oregon Motorcycle Roadracing Association (OMRRA)
2. If a license is from outside of these acknowledged groups, you will be asked to complete a checkout session with a possible written test for flags, etc. (as required).
3. All competitors that have not raced within 2 years must complete a checkout session before competing. All competitors that have not raced within 5 years or more, will be required to complete a written test and checkout session. Competitors may be required to take race school before competing. This will be a decision of the EMRA Executive.
4. All competitors must have a current EMRA membership.
5. Any rider under the legal age of majority in their home province/state must have filed a duly notarized form with signature of their parent/guardian indicating consent to compete. If a rider has not furnished this consent document and cannot furnish proof of age (birth certificate, driver license, passport, etc.), said competitor will not be allowed to compete in EMRA events.
6. All competitors must be age 16 or older at the time of racing, with the exception of classes that permit restricted youth racing. (See Restricted Youth Licence)
7. The EMRA does not provide any personal injury insurance for racers.
8. A rider who crashes must report to the ambulance crew and Technical Inspection for clearance before racing again. The crashed rider may first finish the race in which they are participating.
9. At all times, the Executive have the ability to deem any rider “unfit to compete” based on the rider’s medical or physical condition.

1.2 Rider Classification & License Promotions

1. Riders are classified according to their ability and are assigned “Novice”, “Intermediate” or “Expert” status for EMRA race events as follows:
 - a. Novice - refers to first time or inexperienced riders. Novice riders may be required to wear a bright reflective jacket to clearly identify themselves on the track during practice.
 - b. Intermediate – generally refers to riders that have completed novice status or 1 season of racing and have demonstrated the skills to control their motorcycle at race speed. (NOTE: AM or Amateur status generally aligns with Intermediate status.)
 - c. Expert – generally refers to experienced riders who have demonstrated a master of racing skills. (NOTE: PRO or Professional status generally aligns with Expert status.)
2. Advancement or demotion between rider classification is at the discretion of EMRA Executive. Intermediate promotions may happen at any time. Expert promotions are only considered at the end of each race season.



The EMRA Executive sets times and guidelines for expert promotion. The EMRA Executive will have final say on all promotions:

- a. Expert Promotions – EMRA Executive will consider all intermediate racers, especially those finishing in the top 5 of their race competitions. The rider must also show valid experience, limited number of crashes and good character.
 - b. Intermediate Promotions – Novice riders must complete at least 4 consecutive races without incident before they can be considered for advancement.
3. Racers shall only participate in a class that is in accordance with their assigned license.

1.3 Number Requirements

1. Each motorcycle competing in an EMRA event must carry complete number identification comprising of three number plates, one on the front of the machine and one number plate on each side.
2. Each plate must display that rider's designated and registered EMRA competition number (not to be confused with each rider's EMRA license number).
3. Race numbers must be 6" minimum in height, with a 1" minimum white border and in a font that is legible for the purpose of lap scoring (while font styles that "taper" may be acceptable, a 1" width minimum across the majority or preferably all of the number is recommended).
4. Emphasis is on legibility of the numbers by Race Officials and Corner Marshals. If race numbers cannot be read while on track, the racer will be asked to change their numbers.
5. Number plates should be:
 - a. Novice – red numbers on a white background
 - b. Intermediate – red numbers on a white background
 - c. Expert – black numbers on a white background
 - d. Overall Club Champion (Blue Plate Champion) – a white number 1 on a blue background (Optional. May be used for the following season only)
 - e. Expert Superbike Champion – black number 1 on a white background (Optional. May be used for the following season only)
6. EMRA Members will have first choice for numbers.
7. Race numbers will be assigned by EMRA Race Registration. Every effort will be made to minimize number changes during the season.

1.4 Restricted Youth License

1. EMRA Restricted Youth Licenses are an attempt at providing younger riders from the age of 12 up to 16 with an opportunity to race in a safe environment, yet giving these same riders a way of graduating up to larger motorcycles.
2. Restricted Youth Licenses will only be issued upon successful completion of an EMRA road racing school or equivalent.
3. Restricted Youth Licenses are only valid for competitors on motorcycles that fit into the Lightweight Superbike and Lightweight Open class rules.
4. Restricted Youth Licenses are only allowed to compete in Lightweight Superbike and Lightweight Open.



5. The parent or legal guardian of the minor must complete and sign the parental waiver and release for each event.
6. The parent or legal guardian of the minor must accompany the minor and remain present while the minor is participating in any EMRA event.
7. Any youths wishing to race in different classes than those listed above, must submit a race resume to the EMRA Executive. The resume must include previous racing experience, along with which classes the youth wishes to ride in and which motorcycle(s) the youth wants to compete on. The resume must reach the EMRA Executive 14 days before the event. Submitting a race resume on time does not guarantee that the youth will be allowed to race in classes other than those listed above. All other EMRA rules apply.

1.5 Medical Data Carrier

1. Each competitor must complete and affix to the left side of their helmet, a Medical Data Carrier™. These are available during technical inspection and the rider's meeting from a designated EMRA Executive.
2. The Medical Data Carrier™ must be replaced each year.

1.6 Required Timing Device

1. Each competitor must utilize a club required timing device (i.e. transponder). The transponder must be compatible with the MyLaps timing system. Each competitor must have their own transponder for each motorcycle on a given race weekend. If a competitor has two motorcycles that will be used in the same class a second transponder is not required on the condition that both motorcycles meet all technical requirements to compete in all the same classes. (The club may have rental units available, but it is expected that the number of racers will exceed the number of rental units; therefore, plan ahead.)



2. RACE RULES AND PROCEDURES

2.1 PIT REGULATIONS

1. All motorcycles must remain in the pit area except when being raced or tested in designated areas.
2. Riding of competition motorcycles, other than on the track or designated test area is strongly discouraged.
3. When a rider or mechanic is riding or testing any motorcycle (including pit motorcycles) in a designated test area, that person must wear a helmet and be dressed to offer some protection (pants, shirt, shoes).
4. Any operation of a vehicle in the pit must be at a very slow, safe speed. Failure to do so will result in one warning only and then penalty will occur.
5. Travel in hot pits will be safe and travelled in one direction. Penalty will occur if not obeyed.
6. Pets are allowed in pits provided they are leashed and cleaned up after.
7. Pets are restricted from the grid, signal area and/or other restricted areas.
8. Smoking is not allowed in the hot pits, grid, signal area and/or other restricted areas.
9. All pits are required to have a 5 lb fire extinguisher displayed at the front of their pits. All riders not having the required fire extinguisher will be subject to a \$50.00 fine.

2.2 Sign In

1. It is the responsibility of each rider to ensure that they have filled in all necessary registration forms and paid all applicable fees for each of the classes that they wish to compete in during the event.
2. Payments must be made through the online registration system.
3. No refunds will be issued after the Riders' Meeting on Race Day.

2.3 Riders' Meeting

1. All riders entered in any EMRA event must attend the Riders' Meeting. Riders that miss the meeting will NOT be allowed onto the track before speaking with an EMRA Executive and will be gridded at the back of their class.
2. Roll call during Riders' Meetings will be names called at random.

2.4 Technical Inspections

1. Technical inspections of motorcycles, equipment and riding apparel are held prior to any EMRA event.
2. All riders MUST sign a waiver BEFORE going to technical inspection.
3. Only motorcycles having passed technical inspection are allowed on track, test areas or starting line.
4. A Chief Technical Inspector, Race Director or EMRA Executive may, at any time, recall a motorcycle, equipment or riding apparel for further inspection.
5. All motorcycles, equipment and riding apparel involved in a crash must again pass a technical inspection before they are allowed on track, test areas or starting line.



6. All crashes that happen during a warm-up session before a race must proceed to the hot pits for technical re-inspection. The start of race will not wait for rider(s).
7. Technical inspection stickers must be placed on the motorcycle by the technical inspectors only.
8. No stickers from previous events may remain on, under or near the current technical inspection sticker for that event/weekend.
9. Bodywork lowers that restrict proper scrutiny of the motorcycle must be removed prior to any technical inspection. This is mandatory.
10. Any technical infractions found after the fact will result in a penalty.
11. Determination of any offences is at the discretion of the Race Director, EMRA Executive or other appropriate Race Official.

2.5 On-track Regulations

1. No rider may, at any time, ride in such a manner as to endanger life or limb of other riders, officials or the public.
2. Wheelies or stunting in the pits is forbidden and will result in removal from race facility with no refund.
3. No one, except riders officially entered, may ride or practice on any racecourse on the day of the event. Any person unofficially entering will be asked to leave the facility.
4. Unofficial trials on the day of the event are prohibited and if on an officially entered rider's motorcycle, the official rider will be asked to leave the facility without refund.
5. Under no circumstances is any person, at any time, permitted to ride a motorcycle in the wrong direction of the track unless under the express permission of the Race Director.
6. Only in the designated pit area may any adjustment, repair or refueling be made to the motorcycle by a mechanic or crew during an event or red flag period.
7. A rider may make repairs during a race, without assistance, in a safe area off the racecourse.
8. Any form of outside assistance on the racecourse is forbidden except when the assistance is given by the officials placed by the Race Director for the purpose of safety. Special consideration will be given to pit crews with timing devices and lap boards, and must be approved by the Race Director or EMRA Executive.
9. A rider leaving the racecourse may only continue the race by safely re-entering the course from the closest point to where that rider left the racecourse without gaining an advantage.
10. The rider must re-enter the course under the directions of the Corner Marshals if they are present in the area where the run-off occurred.
11. It is the duty of the Race Director or designee to make the determination as to whether a rider gained any advantage by leaving the racecourse and re-entering.
12. A rider whose motorcycle is disabled before reaching the finish line may, by the rider's own unaided muscular energy, push or carry the motorcycle in the proper direction of the racecourse to complete the race, unless the rider is determined to be a safety hazard by the Race Director or designee.
13. Any racer who appears to be impeding another competitor attempting to pass by weaving, will be penalized or disqualified. This is a judgment call by the Race Director or designee and cannot be protested. Video evidence of the alleged incidents may be provided as part of a rider protest.
14. Weaving is defined as anything more than:
 - a. a pull out – pass – pull back in; or



- b. one change of line on a straight portion of the track.
15. Any rider exiting the track during a race is considered retired from the race unless under specific instructions from a race official.

2.6 Procedures for Practice and Qualifying

1. Practice and qualifying sessions are provided for competitors ahead of race rounds as per the official season schedule.
2. Novice racers will be grouped together in their own session, with the remaining riders grouped together based on lap times. The Race Director may ask any rider to move groups based on group sizes, closing speeds between riders, and overall safety.
3. Five (5) and two (2) minute warnings are indicated using a board or horn at pre-grid.
4. Riders may enter the racecourse when a green flag is displayed at the racecourse entrance, or upon direction from the Gate Marshal. Each session will be approximately 15 minutes. The session is over when the checkered flag is displayed at the tower and riders shall safely exit the racecourse at the next opportunity.
5. Sessions will start with the Novice group and then proceed from slowest to fastest group. This rotation will repeat as many times as allowed by the schedule and shall be managed by the Race Director.
6. Superpole: In the last rotation of qualifying, the final session (for the group of fastest riders) shall be divided into Q1 and Q2: Superpole session. Q1 is for the fastest group of riders who do not qualify for Q2 Superpole. Riders in Q1 may not participate in Q2 Superpole. Q2 Superpole participation is limited to the 10 riders with the fastest lap times of the day. Each Q2 Superpole participant must also be registered for Dash for Cash and at least one Superbike race. The rankings from the Q2 Superpole session will be used to set the grid positions at the front of Dash for Cash and Expert Superbike races. (E.g. if Rider A sets a time faster than Rider B in Q2 Superpole, Rider A will be gridded in front of Rider B, even if Rider B set a faster time than Rider A in the day.) Riders who participate in Q2 Superpole will be gridded at the front of Dash for Cash and Expert Superbike, ignoring their times set for the rest of the day. This only affects Dash for Cash and Expert Superbike.

2.7 Procedures for Pre-grid, Gridding and Starts

1. Pre-grid is located at the racecourse entrance.
2. Grid sheets are posted indicating row and position of each rider. It is the responsibility of the rider to notify race officials if there is an error in the grid sheet prior to the start of the event.
3. Official starting line for each starting row is plainly marked on the racecourse surface.
4. It is the responsibility of each rider to know and report to their correct grid position.
5. Five (5) and two (2) minute warnings are indicated using a board or horn at pre-grid.
6. At the completion of the two-minute warning or at the discretion of the Race Director, the racecourse entrance gate is opened.
7. Riders arriving at the gate after the lead rider has completed 50% of the warm up lap will be held at the gate. They will be permitted to enter the racecourse and proceed to the start grid after the last rider on the racecourse passes the gate. Riders arriving at the gate after the last rider on the racecourse passes the gate will be allowed to start from the gate, but only after all riders are clear of the first corner. Riders not gridded



at the gate before the race leader has completed 50% of the first lap of the race shall not be allowed to join the race.

8. The Starter holds a red flag at the start line to indicate final gridding.
9. As a final warning, the Starter leaves the track surface and moves to the Starter's position.
10. Shortly after the Starter has left the track surface, the starting light (a red light(s) located near the end of the front straight, above the pit wall) will be activated. The light will be kept on for a random period of several seconds. The light will then be deactivated to signal the start of the race (See note in Section 3. Operational Flags).
11. Should a rider have a problem once on the start grid, the rider must waive their arm to get the attention of the Starter. If the problem cannot be resolved immediately, but the motorcycle does not need to be removed from the course, the rider is given time to remove the motorcycle from the grid and can then rejoin the race once the field has left the grid.
12. All combined grids will be divided and started in separate groups or waves. The Race Director determines time interval between waves. The starting light will be activated and deactivated separately for each wave.
13. Once the first group has started on a combined grid, if it is necessary to abort the start of the remaining group(s), the red flag is displayed immediately and there is a complete restart.
14. Riders gridded in the second wave of a combined start shall raise their right hand until the group ahead of them has started.
15. Groups will typically have experts ahead of the intermediates.
16. In the event of a crash during the warmup laps prior to the actual start of the race event, the rider must report to the hot pits for technical inspection. If the motorcycle is deemed fit to continue the race, the racer will then start the race from the racecourse entrance gate once they are given permission from the Gate Marshal.

2.8 Procedures for Stops and Restarts

1. When a race is stopped with two laps or less completed, a complete restart is required using original grid positions.
2. When a race is stopped with more than two laps, but less than 50% of the total laps completed, the field is re-gridded for the restart. Riders are credited for their completed laps by the order they crossed the finish line in the lap preceding the red flagged lap. Grid positions are determined by the running order (race position) in that preceding lap. The remaining laps are run in an effort to complete the total distance.
3. The Race Director or designee will attempt to determine which rider(s) caused any incident that leads to a red flag. If the Race Director identifies the rider(s) responsible for the stopping of the race, then the first rider involved is gridded last on the restart, the next rider next to the last, etc., etc.
4. Any rider that requires an ambulance ride back to the pits after a red flag will not be allowed to restart the race. Refusal to ride back in the ambulance will result in the rider being suspended from racing for that day.
5. When a race is stopped in which 50% or more of the total laps have been completed, the race may be considered complete.
6. When a race is stopped in which 80% or more of the total laps have been completed, the race is considered complete and there is no restart.
7. If there are two separate red flags shown in a Novice race, the race will be stopped and called final at the second red flag.



8. In the case of no restart, any rider(s) deemed responsible by the Race Director for the race-ending is considered to have not finished the race and shall receive a DNF in the final results.

2.9 Refueling During a Race

1. There is no refueling during any sprint races, including such times as when riders are directed to the hot pit area during red flag and/or restart conditions.

2.10 Race Finishes

1. The race is officially ended for all participants at the completion of the lap in which the winner is given the checkered flag.
2. Should the checkered flag be displayed later than the official distance, the winner is the leader at the time the checkered flag is displayed.
3. Should a rider be given the checkered flag ahead of the actual winner, or with the winners, the rider is scored as having completed the race in the race position the rider was running at that time.
4. All riders must complete the checkered flag lap and at least 50% of the leader's laps to be scored as finishers in the event.
5. After displaying the checkered flag, the Race Director or designee continues to score for 5 minutes or until all riders have crossed the finish line.











2.11 Official Race Results

1. Official announcement of race results will be given after all scoring materials are examined and approved by the Chief Scorer.
2. Provisional results are posted in the pit area.
3. The posted results will become official unless discrepancies are reported. Protests must be made within 20 minutes after the posting of the provisional results.
4. Riders are notified of the results posting location at the Riders' Meeting.
5. An Official is appointed to stand by during the posting time limit.
6. All claims must be referred to the appointed Official in order to be considered.
7. Following the lapse of the time limit, any later claim(s) based on newly discovered facts are not under any circumstances, considered by any Official.
8. If any claim(s) are filed within the time limit, a new posting time limit of 20 minutes is required if the claim(s) are found to be valid.



3. Operational Flags

It is the responsibility of the rider to understand, be aware and act appropriately whenever any of the following flags are displayed:

Canadian or Provincial		Start of Race – In lieu of the Canadian/Provincial flag, races will normally be started using the track signal lighting system (See Procedures for Pre-Grid, Gridding & Starts). In the event of a problem with the track signal lighting system, races will be started using the aforementioned flags. Should this occur, a Riders' Meeting will be held to advise riders of the change in starting system to be used and the requirements thereof.
Green		Clear track conditions.
Checkered		End of race or practice sessions. Proceed around course to the designated track exit.
Red		The race has been stopped. Reduce speed and proceed safely to the designated location. Do not exit the track unless specifically instructed to do so by a race official. In the event that rider misses one red flag station, the rider must stop safely at the next red flag station. A rider could see a waving red flag if they are about to happen upon the race incident which instigated the red flag.
Black		Indicates a problem with your motorcycle or disqualification. The flag will be pointed at the rider and/or number board displayed with the flag indicating the rider being signaled. If this happens to you: carefully reduce speed and stop at the first safe location off the racecourse. If you have a mechanical problem, proceed safely to the pit lane and report to the Starter, Referee or Pit Lane Marshal. Riders are not permitted to return to the racecourse unless cleared by the Referee, Starter or Pit Lane Marshal.
Meatball		Indicates that a motorcycle is exceeding the track sound limit. The flag will be pointed at the rider and/or number displayed with the flag indicating the rider being signaled. If this happens to you: You have been disqualified from the race and are required to safely exit the track at the next opportunity.
Yellow/Red Stripes		Indicates debris, fluid or potentially hazardous situation on or near the track. Passing is allowed. Exercise caution.
Yellow		Stationary – Indicates a potentially hazardous situation on or near the track. Passing is allowed. Exercise caution. Waving – Indicates a serious hazard on or near the track. Proceed with caution. Passing is not allowed from the flag stations displaying waving yellow (this is a line perpendicular to, and crossing the track) until the rider is beyond the incident.
Furled Blue & Green Crossed (Courtesy Flag)		Indicates half the total race distance.
Blue & White (Courtesy Flag)		Indicates 1 lap remaining in the race



4. Rider Apparel

The EMRA Executive may update Section 4 whenever and as necessary to ensure the safety of riders.

4.1 Helmet

1. All helmets must be within 5 years to the month of the manufacture date listed on the inside of the helmet.
2. All helmets must be certified by the manufacturer and have a sticker affixed stating it meets one of the following accepted standards:
 - a. North America: Snell E2020D/R;
 - b. Europe: ECE 22.05 P or ECE 22.06 P;
 - c. Great Britain: BS 6658 Type A;
 - d. Japan: JIS 8133:2007; or
 - e. FIM: FRHPhe-01;
3. All helmets must be undamaged, full coverage, or full facial units with immovable chin pieces.
4. A non-damaged visor must be fitted and secured in a down position on the helmet during any EMRA event.
5. Chief Technical inspector may disqualify a helmet deemed not to fit properly, at any time, and may disqualify a helmet damaged during a crash.
6. All helmets worn on track must have a Medical Data Carrier™ attached to the lower left side of the helmet.
7. No cameras or mounts are allowed to be attached on helmets.

4.2 Riding Suit, Back Protector, Gloves and Boots

1. Suits must be of leather (cow or kangaroo).
2. Suits must be either one-piece or two-piece. If a two-piece suit is worn, the jacket and pants must be securely fastened to each other around their full circumference. All zippers not intended for ventilation must function and be closed while riders are on the racecourse.
3. If the suit is not equipped with an integrated back protector of suitable construction and coverage (recommended from base of neck to the tailbone), the rider must wear a suitable back protector under the suit. Back protectors meeting European Standard CE EN1621-2 Level 2 are recommended.
4. Gloves made of leather (cow or kangaroo) must be worn. Gloves using a combination of nylon and leather are acceptable, if the leather protects the fingers and palms.
5. Gloves must be gauntlet type, extending a minimum of 2" beyond the cuff of the racing suit.
6. Boots must be at least 8" in height.
7. All rider apparel (boots, gloves, helmet, suit, back protector) must be worn and correctly fastened at all times during on-track activity. Failure to do so may result in disqualification from race.



5. Equipment Standards and Specifications

5.1 Equipment Standards – General

1. All motorcycles must comply with the Equipment Standards – General contained in this section.
2. All motorcycles must run race fairings (where commercially available).
3. Fairings must be securely mounted in at least 3 locations.
4. Turn signals, mirrors and headlight glass parts must be removed.
5. Taillight/brake light must be removed or disabled (lens may be taped).
6. Horn must be removed or disabled.
7. All motorcycles must be safety wired (See Appendix B - Lockwire).
8. Coolant must not contain ethylene glycol (standard anti-freeze). Distilled water is preferred and may be mixed with products such as water-wetter, maxima cool-aid, or ethylene glycol free coolants such as engine ice.
9. Route all vent, breather or overflow tubes coming from engine, transmission or radiator into either a heat-resistant catch can of at least 350 ml capacity or the air box, which must be sealed to prevent fluid leakage. The air box may remain unsealed provided the bike is fitted with a closed belly pan.
10. All motorcycles must have an oil retaining “sealed” lower fairing (where commercially available). Removable drainage plug is optional.
11. After-market, OEM-style bodywork and custom fairing mounts may be used.
12. Engine case covers must be suitably reinforced or be of heavy-duty type, specifically intended for racing use. Alternate suitable protection for engine cases, such as frame mounted sliders, may be permitted (subject to suitability and at the discretion of the Chief Technical Inspector) where suitable after-market reinforcement or race specific covers are not commercially available.
13. Remove all stands.
14. Either tape-up or use a terrycloth wristband to cover the front brake master cylinder to prevent brake fluid from leaking.
15. Apply a bead of silicone to all brake banjo bolts (to prevent loosening).
16. Tire valve caps must be of metal construction.
17. All motorcycles must meet course mandated noise level restrictions.
18. All motorcycles must be equipped with front brakes lever protection intended to protect the handlebar brake lever from being accidentally activated in the case of collision with another motorcycle.
19. After-market brakes are allowed provided they are mounted in a safe, secure manner.
20. All motorcycles must have rear guard to prevent trapping between lower drive chain and final drive sprocket at rear wheel (shark guard).
21. K&N oil filters are not permitted on track. OEM filters are highly recommended.
22. All motorcycles must carry a functioning transponder at all times while on the racecourse, including practice. Failure to do so will result in being pulled from the track, loss of grid position or disqualification at the discretion of Race Officials.



5.2 Sportbike - Technical Specifications

1. Sportbike racing class machines must be standard models as catalogued by the original equipment manufacturers and sold to the general public in Canada or U.S.A. for street use and available from all of their authorized dealers.
2. Motard style bikes are also eligible for this class within their respective classes.
3. Tires – DOT or slicks.
4. Front Suspension – Fork internals may be modified. OEM fork tubes are not required and may be substituted.
5. Rear Suspension – Must retain the original swing arm and the swing arm must be left unchanged. The rear shock linkage may be substituted. The rear shock may be modified or replaced.
6. The original frame must be retained. Unnecessary brackets may be removed.
7. Engine modifications are unlimited, except for the following:
 - a. Stock cases, barrels, cylinder heads and throttle bodies must be used, but may be altered;
 - b. Stock carb bodies or fuel injection systems must be used, but carb internals, velocity stacks and injection management systems may be altered or replaced;
 - c. After-market exhaust systems may be used, but must meet course mandated noise restrictions;
 - d. Clutch actuation may be modified to a racing kit type;
 - e. Dry clutches are only permitted if used on the stock motorcycle;
 - f. Stock air box is not required, but an air box is required. An air filter is not required. Larger air boxes may be used, but any tank and tank replacement/mounts may be used. Ram air systems, including ducts and scoops, must be identical in spec to the OEM fitment; and
 - g. Engine capacity must fall within Sportbike classes. There are no horsepower limits for these classes.

5.3 Sportbike Classes

Open Sportbike	-Open to all intermediate and expert racers -Motorcycles of unlimited displacement -Motorcycles must comply with 5.2 Technical Specifications – Sportbike
600 Supersport	-Open to all intermediate and expert racers -4-cylinder motorcycles up to 640cc -3-cylinder motorcycles up to 680cc -Twin-cylinder motorcycles up to 750cc -Single-cylinder motorcycles of unlimited displacement -Ducati 848 -Motorcycles must comply with 5.2 Technical Specifications – Sportbike
Lightweight Open	-Open to all intermediate and expert racers -Single and Twin cylinder, 4-stroke motorcycles up to 398cc -2018 and newer Kawasaki 400 motorcycles are allowed under the following restrictions: stock air intake snorkel must remain in place and be unmodified. No other intake modifications are permitted. -Motorcycles must comply with 5.2 Technical Specifications – Sportbike



5.4 Superbike - Technical Specifications

1. Superbike classes are open to any motorcycle type.
2. Tires – DOT or slicks
3. Unlimited modifications.

5.5 Superbike Classes

<p>Open Superbike</p>	<ul style="list-style-type: none"> -Open to all intermediate and expert racers -Motorcycles of unlimited displacement -Gridding will be determined by lap times (as recorded by the EMRA timing system). The fastest lap will be gridded first and so on. -If there is no practice day, gridding will be by points collected in Open Superbike throughout the year. -Motorcycles must comply with 5.4 Technical Specifications - Superbike
<p>600 Superbike</p>	<ul style="list-style-type: none"> -Open to all intermediate and expert racers -4-cylinder motorcycles up to 640cc -3-cylinder motorcycles up to 680cc -2-cylinder motorcycles up to 750cc -Single-cylinder motorcycles of unlimited displacement -Ducati 848 -Gridding will be determined by lap times (as recorded by the EMRA timing system). The fastest lap will be gridded first and so on. -If there is no practice day, gridding will be by points collected in 600 Superbike throughout the year. -Motorcycles must comply with 5.4 Technical Specifications - Superbike
<p>Lightweight Superbike</p>	<ul style="list-style-type: none"> -Open to all intermediate and expert racers -Twin and Single cylinder, 4-stroke motorcycles up to 500cc -3 or more cylinder, 4-stroke motorcycles up to 400cc -Twin and Single cylinder, 2-stroke motorcycles up to 250cc -Gridding will be combined for Lightweight Superbike and Middleweight Superbike and determined by lap times (as recorded by the EMRA timing system). The fastest lap will be gridded first and so on. -If there is no practice day, gridding will be by points collected in Lightweight Superbike throughout the year. -Motorcycles must comply with 5.4 Technical Specifications - Superbike
<p>Formula 108</p>	<ul style="list-style-type: none"> -Open to all intermediate and expert racers who have been disqualified from Formula 112 -No external timing devices (lap timers, pit boards, etc.) -Any rider recording a lap time shorter than 108% of the cut-off time, as recorded by the EMRA timing system, will be disqualified, including the Formula 108 race and any other race prior. -Any rider disqualified will not be able to re-enter the class for the rest of the season. -The cut-off time at Rad Torque Raceway is 1:24.597 based on the current lap record of 1:18.331 -The cut-off time at Stratotech Park is 1:02.774 based on the current lap record of 0:58.124 -The cut-off time is set at the start of the year and will not change until the race season is over, at which time it will be reviewed for the following year. -Motorcycles must comply with 5.4 Technical Specifications - Superbike



Formula 112	<ul style="list-style-type: none"> -Open to all intermediate and expert racers -No external timing devices (lap timers, pit boards, etc.) -Any rider recording a lap time shorter than 112% of the cut-off time, as recorded by the EMRA timing system, will be disqualified, including the Formula 112 race and any other race prior. -Any rider disqualified will not be able to re-enter the class for the rest of the season. -The cut-off time at Rad Torque Raceway is 1:27.731 based on the current lap record of 1:18.331 -The cut-off time at Stratotech Park is 1:05.098 based on the current lap record of 0:58.124 -The cut-off time is set at the start of the year and will not change until the race season is over, at which time it will be reviewed for the following year. -Motorcycles must comply with 5.4 Technical Specifications - Superbike
Sportsman	<ul style="list-style-type: none"> -Open to all intermediate and expert racers -Chassis (frame) and engine cases up to and including model year 2009 -Motorcycles must comply with 5.4 Technical Specifications - Superbike
Senior Open	<ul style="list-style-type: none"> -Open to all intermediate and expert racers -Rider must be 40 years of age or older on race day -Motorcycles must comply with 5.4 Technical Specifications - Superbike
Formula Thunder	<ul style="list-style-type: none"> -Open to all intermediate and expert racers -Open to all motorcycles with no more than 3-cylinders -Motorcycles with V4 engine configurations are permitted -Unlimited engine displacement -Motorcycles must comply with 5.4 Technical Specifications - Superbike
Middleweight Twins	<ul style="list-style-type: none"> -Open to intermediate and expert racers -2-cylinder motorcycles up to 750cc -Single-cylinder motorcycles of unlimited displacement -Motorcycles must comply with 5.4 Technical Specifications - Superbike
Middleweight Superbike	<ul style="list-style-type: none"> -Open to all intermediate and expert racers -Single and Twin cylinder, 2-stroke motorcycles up to 350cc and 4-stroke motorcycles up to 790cc -Gridding will be combined for Lightweight Superbike and Middleweight Superbike and determined by lap times (as recorded by the EMRA timing system). The fastest lap will be gridded first and so on. -Motorcycles must comply with 5.4 Technical Specifications - Superbike
Novice Open	<ul style="list-style-type: none"> -Open to novice racers -Motorcycles of unlimited displacement or any type -Motorcycles must comply with 5.2 Technical Specifications – Sportbike or 5.4 Technical Specifications - Superbike
Women’s Open	<ul style="list-style-type: none"> -Open to all intermediate and expert racers -Open to all women 16 years of age or older -Motorcycles must comply with 5.4 Technical Specifications - Superbike
Super Moto	<ul style="list-style-type: none"> -Open to all intermediate and expert racers. -Maximum of 2 cylinders -Maximum of 701cc -Must be built with offroad purpose. Includes Motocross, Enduro and dual purpose offroad bikes with upright single piece handle bar. -If it does not fall under the motocross or Enduro category, must confirm with an official that it is legal.



Dash for Cash	<ul style="list-style-type: none"> -Open to all intermediate and expert racers -Entrants will be restricted to registered riders with qualifying time faster than the current Formula 112 cut-off -Gridding will be determined by lap times (as recorded by the EMRA timing system). The fastest lap will be gridded first and so on. -If there is no practice day, gridding will be by points collected in Dash for Cash throughout the year. -There is a cash payout to the top 5 finishers based on a percentage of the 'Dash for Cash' entrance money collected from the first 12 riders entered in the race (please see Payout Schedule below). -Any remaining entrance money collected after the 12th entrant will go to the year-end Championship payout. -The year-end Championship payout is based on points collected in the 'Dash for Cash' throughout the year. (See below Payout Schedule) -Motorcycles must comply with 5.4 Technical Specifications - Superbike
----------------------	-----------------------------------------------------------------------------------------------------------------------------------------------------------------------------------------------------------------------------------------------------------------------------------------------------------------------------------------------------------------------------------------------------------------------------------------------------------------------------------------------------------------------------------------------------------------------------------------------------------------------------------------------------------------------------------------------------------------------------------------------------------------------------------------------------------------------------------------------------------------------------------------------------------------------------------------------------------------------------------------------------------------------------------------------------------------------------------------

Dash for Cash Payout Schedule					
	1 st Place	2 nd Place	3 rd Place	4 th Place	5 th Place
Race Round Payout: \$ from first 12 entrants (Paid out by Round)	30%	25%	20%	15%	10%
Championship Payout: \$ from 13+ entrants (Paid out at end of season based on points)	30%	25%	20%	15%	10%



6. Endurance Race

6.1 General Rules

1. Registrants must indicate team format during registration process.
2. Each team, regardless of format, will require at least 2 riders.
3. Intermediate and Expert mixed teams are accepted.
4. Each team is allowed 1 crew member. The crew member must be pre-registered in advance.
5. At no point in time can anyone who is not a part of the registered team of riders or is the single designated crew member be in the hot pits. Teams in violation will incur a 5-lap penalty.
6. Rider participants and the designated crew member are allowed to go to the main paddock area during the race.
7. Each team must have a fire extinguisher visible in the hot pits at all times. Failure to produce one upon request will result in immediate disqualification.
8. The Endurance Race ends at the designated end-time + 1 lap. Then the checkered flag is waved.
9. The winning team is whoever completed the greatest number of laps.
10. Any prize payout amounts will be distributed to the top 3 teams based on lap count (and if needed, based on time) as follows: 1st Place – 60%, 2nd Place – 30% and 3rd Place – 10%.
11. The entire hot pit lane is a no smoking, no alcohol and no cannabis area.
12. Until the race has finished, the registered participants are under a zero-tolerance policy for alcohol and/or cannabis products consumption.

6.2 Technical Rules

1. A motorcycle must be able to pass technical inspection at any time during the race.
2. Riders entering and exiting the hot pits must come to a complete stop at the entry and exit cone and/or lines clearly marked in the hot pits.
3. Riders entering and exiting the hot pits must do so at a reasonable and safe speed, not exceeding the speed limit of 30 km/h. This will be strictly enforced and violation of the speed limit will result in a 5-lap penalty. If the Race Director determines a team's pit speed to be a gross infraction of safety, the team may be disqualified from the race.
4. Right-of-way during pit stops is given to the rider entering the pits from the track. A rider leaving their pit area must yield to incoming riders. A rider exiting the pits must yield to riders on track.
5. A Pit Lane Marshall must be observing your team when performing a pit stop. Each team will be allocated a Pit Lane Marshall.
6. Tire changes and refueling must be done in the hot pits during a pit stop.
7. Tire change work can be performed by anyone on the team.
8. After tire changes, the motorcycle must meet tech requirements and be approved by a technical inspector (safety wire must be replaced). Violation of this incurs a 5-lap penalty.
9. Refueling must be done by one team member while a second team member holds a fire extinguisher ready.



10. Refueling must be done ONLY in the team’s hot pit area. Refueling outside of your hot pit will incur a 5-lap penalty.
11. No one, other than the team member doing the refueling, can touch the motorcycle during the refueling process. No rider may be on the motorcycle. The motorcycle engine must be OFF. Violation of this incurs a 5-lap penalty.
12. Spare Part motorcycles are NOT allowed in the hot pit area.
13. Motorcycle substitutions are not allowed. You must finish the race with the same registered motorcycle(s) you started on.
14. Pit Lane Marshalls will be on duty to enforce rules and any violations must be observed by the Pit Lane Marshall. Violations may not be protested by racers or teams. The Race Director may use their discretion to apply any penalties not specifically outlined in this Rule Book.

6.3 Technical Specifications

1. The Endurance Race is open to any motorcycle type.
2. Tires – DOT or slicks.
3. Unlimited modifications.
4. Riding gear and technical requirements are the same for regular EMRA races (see [Section 4 Rider Apparel](#) and [Section 5 Equipment Standards and Specifications](#)).
5. Transponders must be securely mounted on whichever motorcycle is on the track at the time.

6.4 Formats

Team Endurance	-One motorcycle is shared by 2-4 riders. -Tire changes and refueling must be done during the race, in the team’s designated hot pit area. -No time penalty.
Team Relay	-Between 2-4 motorcycles shared by 2-4 riders. -Each team member can ride on any team registered motorcycle. -Transponder must be switched from motorcycle to motorcycle during pit stops. Any laps not counted due to the transponder not being switched to the motorcycle on track is the loss and responsibility of each team. A motorcycle on track without a transponder is subject to being black flagged. -Tire changes and refueling must only be done in the team’s hot pit area while teammate is racing. -Time penalty of 15 minutes must be taken at any one time, inside the 4 hours of the race and under green flag conditions.
Lightweight Relay (Optional)	-Between 2-4 motorcycles shared by 2-4 riders that consist only of “lightweight superbike” class motorcycles. -Transponder must be switched from motorcycle to motorcycle during pit stops. Any laps not counted due to the transponder not being switched to the motorcycle on track is the loss and responsibility of each team. A motorcycle on track without a transponder is subject to being black flagged. -Tire changes and refueling must only be done in the team’s hot pit area while teammate is racing. -No time penalty.



6.5 Starting Procedures (Le Mans Start)

1. Race start grid positions will be based on qualifying times from the practice session.
2. Starting grid will be marked for riders and motorcycles on the side of the track.
3. Riders will start from the far side of the track and the motorcycle will be positioned on the opposite side of the track nearest the Hot Pit wall.
4. Only motorcycle stands, tire warmers, extension cord, teammate and first designated rider may be on start grid.
5. Start light procedure is same as regular EMRA races (see [Section 2.7.10](#)).

6.6 Flag Procedures

1. All flag procedures will remain the same as regular EMRA races (see [Section 3 Operational Flags](#)).
2. No refueling, rider changes, tire changes or general work or repairs are allowed under a red flag unless specific permission to do so is granted by Race Control.
3. You may put tire warmers on during a red flag.

6.7 Incident/Crash Procedures

1. A crash is defined as the motorcycle hitting the ground, either pavement, grass or gravel. If the handlebars go down and the bodywork touches the ground, it is considered a crash.
2. Crashed motorcycles must undergo a technical inspection prior to continuing in the event, even if the motorcycle is picked up and able to be ridden back to the pits. Failure to do so will result in a 5-lap penalty in addition to loss of all laps completed on the crashed motorcycle from the time of the crash to the time the motorcycle passes reinspection.
3. Failure of the motorcycle to pass re-inspection may result in lost laps and/or disqualification of that motorcycle from the race.
4. If a rider must push a motorcycle back to the hot pits, the rider will stay off the race track and race line as much as possible. Any directions from Corner Workers must be followed at all times.
5. No team members are allowed to assist the rider in pushing the motorcycle until the rider enters the hot pit entry cone and/or line clearly marked in the hot pits.
6. A team may send another rider/motorcycle out on track during the technical inspection of the crashed motorcycle.
7. A crashed rider may not continue to participate in the race until after they are cleared by the medical team and their gear passes a technical re-inspection.



7. Offenses, Penalties, Protests and Appeals

This section outlines actions that are considered detrimental to the sport of motorcycle racing and may result in a range of disciplinary actions. This information is provided as guidance to competitors, but does not restrict the EMRA from imposing penalties for other actions detrimental to the sport, that is not specifically mentioned herein. Unless otherwise specifically provided for in these rules, the EMRA may impose penalties to any rider, mechanic or crew.

7.1 Penalties and General Information

1. Penalties may include, but are not limited to, the following:
 - a. Monetary fines;
 - b. Loss of event(s) points;
 - c. Loss of points for all of the season up to the time of the infraction;
 - d. Suspension of participation in EMRA sanctioned events and activities;
 - e. Permanent loss of participation in EMRA sanctioned events and activities; and
 - f. Removal from premises.
2. In serious cases, a report of infractions will be provided to the Race License issuing organization.
3. Any discussions of penalties, disqualification, etc., will take place between either the Race Director or Rider Representative and/or the rider at either the Rider Representative's discretion or the rider's request.
4. A Rider Representative will act as an intermediary between the rider and the Race Director if required.

7.2 Conduct Offences

1. Any attack on an EMRA official, volunteer and/or rider, whether verbal, physical and/or engaging in a fight will be deemed a conduct offence. This includes any person who attacks or is involved in a fight anywhere on the premises prior to, during or after an EMRA event.

7.3 Race Offences

1. Determination of Race Offences are at the discretion of the Race Director or other appropriate Race Official. The offences include, but are not limited to, the following:
 - a. Technical infractions found after the fact – penalty is at the discretion of Race Director or Race Official;
 - b. Motorcycles not carrying a functioning transponder at all times on track, including practice - will result in being pulled from the track, loss of grid position or disqualification;
 - c. Cutting the Bus Stop (continuing straight through on the race track) - will result in a 3 second penalty, unless the offending rider relinquishes a position if a position is gained;
 - d. Jumping the start - will result in a 5 second penalty. Once gridded, any forward motion prior to the flag dropping or the red light going off will constitute a jump start. No creeping is allowed. Jump start penalties are assessed by the Race Officials at conclusion of race and then reported to the Chief Scorer.
 - e. Passing under a waving yellow – the passing rider must recede back to previous position or be disqualified from that event. The “no passing for position zone” is defined as the location of the



waving yellow flag (this is a line perpendicular to and crossing the track) until the incident in question.

- f. Race ending incident – in the case of no re-start, any rider(s) deemed responsible by the Race Director or Race Official may be placed at the end of their respective laps using the method described previously for re-gridding;
- g. Failure to respond to a Black Flag or Red Flag - penalty is at the discretion of the Race Director or Race Official; and
- h. Failure to respond to signals from EMRA Officials - penalty is at the discretion of Race Director or Race Official.

7.4 Protest Procedures

1. Only riders may file protests.
2. If a competitor wishes to protest another racer in the same class, a rider filing a protest against another rider must have taken part in the event during which the alleged violation took place.
3. A \$25 cash fee is required to file a protest. The protest must be in the form of a brief written explanation of the details of the protest which then must be signed and presented to an EMRA Executive.
4. The protest must be filed with the EMRA Executive within 20 minutes of the posting of the official results for that race.
5. After a competitor is informed that their conduct or motorcycle is under protest, they must present themselves to the EMRA Executive immediately. Failure to do so will result in disqualification.
6. Any competitors unwilling to allow their motorcycle to be inspected will forfeit all earned points, awards, etc. during the event in question.
7. If a protest is upheld, the protest fee is refunded to the protesting party.

7.5 Protest Appeals

1. Only riders may file an appeal.
2. A \$25 cash fee is required to appeal a protest if any rider is unsatisfied with a protest judgment.
3. If the protest judgment is given during the event, the rider wishing to file an appeal must verbally state intent to file an appeal to the EMRA Executive within one hour after the completion of the last race of the event.
4. If the protest judgment is given after trophy presentations, the rider wishing to file an appeal must notify the EMRA Executive within 24 hours of the protest judgment being given that an intent to file an appeal exists.
5. The appeal must be in the form of a brief written explanation of the details of the appeal, signed by the rider, and then provided to any EMRA Executive, along with the fee, within 1 week of verbal intent notification.
6. The EMRA Executive will meet to review the appeal.
7. The decision of the EMRA Executive after review of the appeal is final.



8. Scoring and Championships

8.1 Points

1. The EMRA awards points in all EMRA competition categories toward season Championships to eligible race finishers.
2. The point system is as follows:

Position	1	2	3	4	5	6	7	8	9	10	11	12	13	14	15
Points	25	20	16	13	11	10	9	8	7	6	5	4	3	2	1

3. Championship points for each rider are counted from their highest scoring results for a number of events equal to the number of events that were included in the original season schedule published at the beginning of the year. For example, if the original season schedule has 6 rounds, and 2 rounds get added to the schedule later, only the top 6 races from each rider are counted for points for each championship. The EMRA will only accept another club's points towards any EMRA race class championship at the discretion of the Executive.
4. Full points are awarded to any class with a minimum of 5 riders competing. If less than 5 riders compete in the class, half points are awarded.
5. In the case of a tie in overall point standings, the championship is awarded to the rider with the most victories. If the championship is still undecided (i.e. the tied riders have the same number of wins in that class), then the championship is awarded to the rider with the most second place finishes, or third place finishes or however low must be reviewed until the championship has been decided.
6. If the method above fails to break the tie, the rider with the best result in the final championship status event of the year is crowned the class champion.
7. The system described above is used to break all ties in all EMRA championships.

8.2 Champions and Championships

1. Expert Superbike Champion – This rider becomes the #1 Plate Holder the following year. This Champion may use a black #1 number plate for all EMRA events until the season ends and a new champion is declared.
2. Overall Club Champion (Blue Plate Champion) - The racer who accumulates the highest point total combined from all classes in one season. The rider may use more than one motorcycle to enter different classes. Riders using only one motorcycle for all events must finish four races per race day in order for those points to count towards the Blue Plate Championship.
3. Team Championship – This championship consists of 4 riders per team. Riders may only be on one team. Team points are the combined total of each rider's total points result from each round and the team with the highest combined point total will be awarded a custom team trophy at the year end banquet. Points are awarded to the rider, not the bike. Riding two bikes in different classes can earn additional points for that rider. There are no limitations on bikes or race entries. To enter, you must register and pay an \$80 (per team) entry fee prior to Round 1.
4. Small Grids – For all classes, there must be a minimum of 3 riders entered in more than 50% of the rounds to award a championship.



9. Race Officials and Duties

Race Director	Designated by the EMRA and is in overall control of race events. Decisions affecting race day events are made jointly between the Race Director and the EMRA Executive. A rider may seek a ruling on any matter concerning the race and the application of the EMRA rules from the Race Director, whose judgment is final at that event. Has discretion to temporarily advance or demote riders between classifications during Qualifying only. The Race Director is responsible for all matters concerning track safety and has the authority to stop a race by ordering a red flag to be displayed or to remove a rider from a race by ordering a black flag to be displayed.
Clerk of the Course (aka "Starter")	Reports to the Race Director and is responsible for starting/finishing races and for displaying appropriate flags. If the Race Director is unable to perform their duties during an event for any reason, the Starter assumes the duties and responsibilities of the Race Director as outlined above.
Chief Course Marshal (aka "Grid Marshal")	Reports to the Race Director and/or Clerk of the Course and must be familiar with EMRA rules and events. They are responsible for assigning all trackside marshals and must ensure all corners are manned with experienced personnel and equipment. They are further responsible for organizing grid procedures and for ensuring that all riders are gridded correctly.
Gate Marshal	Reports to the Race Director and/or Clerk of the Course. They are responsible for ensuring safe entrance of racers to the race track. They subsequently have the authority to stop riders from gridding under orders of the Race Director and/or Clerk of Course (also known as "closing the gate").
Grid Workers	Report to the Grid Marshal and assist with organizing grid procedures and for ensuring that all riders are gridded correctly.
Corner Workers	Report to the Race Director. They are responsible for announcing any on-track incidents to the Race Director that may cause concern of on-track activities. They are to strictly adhere to any given instructions by the Race Director.
Chief Technical Inspector	Works closely with the Race Director and is responsible for ensuring that all machines are prepared properly and that each rider's protective equipment and clothing is in good order.
Chief Registrar	Works closely with the Race Director and is responsible for registration.
Chief Scorer	Works closely with the Race Director and is responsible for the preparation of grid sheets for each event, scoring of races and producing final result sheets for each event during race day.
Rider Representative	Works closely with the Race Director and/or Clerk of the Course and acts as a liaison between the competitors and the Race Officials. Competitors are encouraged to discuss matters of concern with the Rider Representative before approaching any other Official for ruling. The Rider Representative brings information regarding potential disqualifications, fines, or penalties of any rider who violates any of the rules of the EMRA, to the attention of the EMRA Executive, who then renders a decision. If one or both of the Rider Representatives are in the race or are filing a protest, the competing Rider Representative must approach the EMRA Executive.



APPENDIX A – DEFINITIONS

The following definitions and abbreviations are adopted for use in these rules:

- **Aftermarket:** Produced by a manufacturer or fabricator other than the original manufacturer
- **CC:** Cubic Centimeters
- **Disqualification:** Unless otherwise defined, means the forfeiture of all awards, prizes and points earned in all events during the day of disqualification
- **Event:** Any activity taking place during the predetermined schedule for the day, which can include a race, a track attack or a practice round according to the predetermined schedule.
- **Hot Pit(s):** Designated area directly adjacent to the track between the main grandstands and the front straightaway. Access is limited to officials or individuals with appropriate track pass credentials. This is considered a part of the live track during a race.
- **Motorcycle:** A motorized, two-wheeled competition vehicle to be identified by its frame number, frame tag or other frame marking
- **OEM:** Original Equipment Manufacturer
- **Pits:** Designated area primarily used for maintenance of event entered competition motorcycles and parking area for motorcycle transport and support vehicles. This is not considered a live part of the track during a race.
- **Piston Displacement:** The space covered or volume swept out by the piston(s) at each stroke
- **Pit Crew:** Mechanic and/or assistants
- **Program:** The predetermined schedule of events for the day
- **Race Track or Circuit:** These include the actual racing surface, runoff areas and the Hot Pit(s)
- **Suspension:** (Penalties) The loss of all rights to compete as a rider or member of a pit crew for the stated period



APPENDIX B – LOCKWIRE (SAFETY WIRE)

Lockwire is the securing together of two or more parts with a wire, which shall be installed in such a manner that an additional tightening of the wire will counteract any tendency for a part to loosen. The following items must be firmly attached in a positive manner with lockwire (safety wire). The lock wire must be new, not reused and of stainless steel (not copper):

1. Engine oil drain plug;
2. Gearbox oil drain plug;
3. Any bolt that, if removed, will release fluids (i.e. oil coolers, radiator);
4. Front axle pinch bolts or cap nuts;
5. Axle nuts (unless secured by a cotter pin or hitch pin);
6. Hitch pins at base;
7. Brake caliper bolts and torque arm mounts;
8. Spin type oil filters must be hose clamped and lockwire in the direction of tightening;
9. Drain bolts on forks must be wired or taped; and
10. Master link clip on discontinuous drive chains.

